



## 2.5.3 A : INFORMATION ON EXAMINATION REFORMS

### OSCE ASSESSMENT SHEETS

OSCE- WIRING

STUDENT:

ASSESSOR:

S.no	Type of wiring	Indication	Preparation	Accuracy of the technique	Finishing	TOTAL [4]
1.	Arch bar					
2.	Eyelet					
3.	IMF					
4.	Essigs					
5.	circummandibular					

Global score:

1-poor

2- borderline

3- average

4- good

5 excellent.

OSCE-

MAXILLOFACIAL TRAUMA

STUDENT:

ASSESSOR:

S.no	Type of fracture	Clinical features	Relevant radiograph	Approach	Selection of plate	No of plate	PLATE Positioning	PLATE Bending	PLATE Fixing	TOTAL [8]
1.	Symphysis									
2.	Body of mandible									
3.	Angle of mandible									
4.	Leforte I									
5.	ZMC									

Global score:


1-poor

2- borderline

3- average

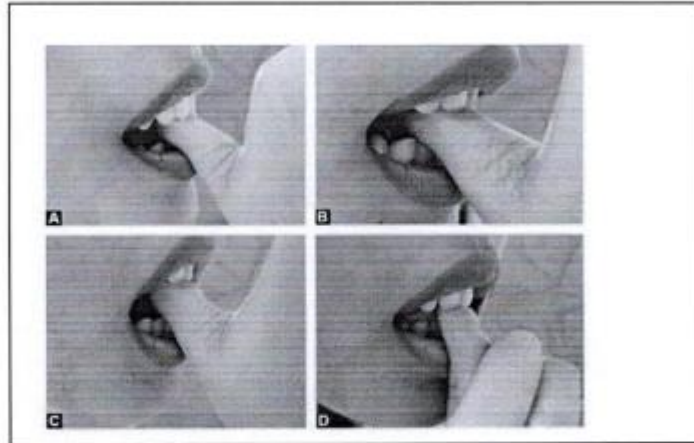
4- good

5 excellent.

  
 PRINCIPAL  
 SRI VENKATESHWARAA DENTAL COLLEGE  
 ARIYUR, PUDUCHERRY - 605 102.



## 1. THUMB SUCKING HABIT



NAME	<b>THUMB SUCKING HABIT</b>
Description	The given picture is an abnormal pressure habit
Information about the scenario:	
<b>The given picture is a abnormal habit</b>	
At this station you are supposed to:	
<ol style="list-style-type: none"> <li>1. clinical features of thumb sucking habit?</li> <li>2. Classification of thumb sucking habit</li> <li>3. write on reminder therapy</li> <li>4. write on mechanical therapy?</li> <li>5. 4.write on psychological therapy ?</li> </ol>	

### MARKING PATTERN

Candidate Reg No:

Examined by:

List of Competency	Weightage	Done	Partially done	Not done
1.	1			
2.	1			
3.	1			
4.	1			
5	1			
Marks obtained			Out of 5	

Total marks out of 5

  
**PRINCIPAL**  
**SRI VENKATESHWARARA DENTAL COLLEGE**  
**ARIYUR, PUDUCHERRY**





### 1. ELLIS CLASS 1V IN 11 AND ELLIS II IN 21



NAME	1. ELLIS CLASS 1V IN 11 AND ELLIS II IN 21
Description	THE PICTURE SHOWS ELLIS CLASS 1V IN 11 AND ELLIS II IN 21
Information about the scenario: ELLIS CLASS 1V IN 11 AND ELLIS II IN 21	
At this station you are supposed to: ELLIS CLASS 1V IN 11 (NON VITAL )AND ELLIS II IN 11	
2. ELLIS CLASSIFICATION OF TRAUMA	
3. TREATMENT FOR ELLIS CLASS IV AND CLASS 11	

#### MARKING PATTERN

Candidate Reg No:

Examined by:

List of Competency	Weightage	Done	Partially done	Not done
1.	1			
2.	2			
3.	2			
Marks obtained				Out of 5

Total marks out of 5



**PRINCIPAL**  
SRI VENKATESHWARAA DENTAL COLLEGE  
ARIYUR, PUDUCHERRY - 605 102.



## 1. CERVICAL ABRASION



NAME	CERVICAL ABRASION
Description	Non-Carious Cervical Lesion
Information about the scenario:	
The picture shows pathological wearing away of teeth due to abnormal process, habits or abrasive substances.	
At this station you are supposed to:	
Etiology of the condition	
Symptoms associated with the condition	
List down the management of the condition	

### MARKING PATTERN

Candidate Reg No:

Examined by:

List of Competency	Weightage	Done	Partially done	Not done
1.	1			
2.	2			
3.	2			
Marks obtained				Out of 5

Total marks out of 5

PRINCIPAL  
SRI VENKATESHWARARA DENTAL COLLEGE  
ARIYUR, PUDUCHERRY - 605 102.








## OSCE STATIONS



  
**PRINCIPAL**  
Sri Venkateshwaraa Dental College,  
Ariyur, Puducherry - 605 102.