

time of appearing for the professional examination in the subject, the aggregate percentage of attendance in the subject should satisfy condition (i) above.

#### VI. Subjects of Study:

##### First Year

- i) General Human Anatomy including Embryology and Histology
- ii) General Human Physiology and Biochemistry, Nutrition and Dietics
- iii) Dental Anatomy, Embryology and Oral Histology
- iv) Dental Materials
- v) Pre-clinical Prosthodontics and Crown & Bridge

##### Second Year

- i) General Pathology and Microbiology
- ii) General and Dental Pharmacology and Therapeutics
- iii) Dental Materials
- iv) Pre clinical Conservative Dentistry
- v) Pre clinical Prosthodontics and Crown & Bridge
- vi) Oral Pathology & Oral Microbiology

##### Third Year

- i) General Medicine
- ii) General Surgery
- iii) Oral Pathology and Oral Microbiology
- iv) Conservative Dentistry and Endodontics
- v) Oral & Maxillofacial Surgery
- vi) Oral Medicine and Radiology
- vii) Orthodontics & Dentofacial Orthopaedics
- viii) Paediatric & Preventive Dentistry
- ix) Periodontology
- x) Prosthodontics and Crown & Bridge

##### Fourth Year

- i) Orthodontics & dentofacial orthopaedics
- ii) Oral Medicine & Radiology
- iii) Paediatric & Preventive Dentistry
- iv) Periodontology
- v) Oral & Maxillofacial Surgery
- vi) Prosthodontics and Crown & Bridge
- vii) Conservative Dentistry and Endodontics
- viii) Public Health Dentistry

##### Fifth Year

- i) Oral & Maxillofacial Surgery
- ii) Prosthodontics and Crown & Bridge
- iii) Conservative Dentistry and Endodontics
- iv) Public Health Dentistry

### EXAMINATIONS

**SCOPE:** These regulations shall be applicable for the B.D.S. degree examinations conducted by various universities in the country.

#### I. PREFACE:

- (A) Evaluation is a continuous process and is based on criteria developed by the concerned authorities with certain objectives to assess the performance of the learner. This also indirectly helps in the measurement of effectiveness and quality of the concerned B.D.S. programme.
- (B) Evaluation is achieved by two processes
  1. Formative or internal assessment

Prof. Dr. S. SENTHILNATHAN, MDS.,  
PRINCIPAL  
Sri Venkateshwaraa Dental College,  
Ariyur, Puducherry - 605 102.

## 2. Summative or university examinations.

Formative evaluation is done through a series of tests and examinations conducted periodically by the institution.

Summative evaluation is done by the university through examinations conducted at the end of the specified course.

### II. METHODS OF EVALUATION:

Evaluation may be achieved by the following tested methods:

1. Written test
2. Practicals
3. Clinical examination
4. Viva voce

### INTERNAL ASSESSMENT EXAMINATION

The continuing assessment examinations may be held frequently at least 3 times in a given academic year and the average marks of these examinations should be considered. Ten percent of the total marks in each subject separately for theory and practical/clinical examination separately should be set aside for the internal assessment examinations.

### SCHEME OF EXAMINATION:

The scheme of examination for B.D.S. Course shall be divided into 1<sup>st</sup> B.D.S. examination at the end of the first academic year, 2<sup>nd</sup> B.D.S. examination at the end of second year, 3<sup>rd</sup> B.D.S. examination at the end of third, 4<sup>th</sup> BDS at the end of 4<sup>th</sup> and final B.D.S at the end of 5<sup>th</sup> year. 240 days minimum teaching in each academic year is mandatory.

The examination shall be open to a candidate who satisfies the requirements of attendance, progress and other rules laid down by the University.

- (1) Universities shall organise admission timings and the admission process in such a way that teaching starts from the 1st day of August in each academic year.

#### I B.D.S. Examination:

1. General anatomy including embryology and histology
2. General human physiology and biochemistry
3. Dental Anatomy, Embryology and Oral Histology

Any student who does not clear the first BDS University Examination in all subjects within 3 years from the date of admission, shall be discharged from the Course.

*Any candidate who fails in one subject in an Examination is permitted to go to the next higher class and appear for the subject and complete it successfully before he is permitted to appear for the next higher examination.*

#### II B.D.S. Examination:

A candidate who has not successfully completed the 1<sup>st</sup> B.D.S. examination can not appear in the 1<sup>st</sup> year Examination.

1. General pathology and Microbiology
2. General and dental pharmacology and therapeutics
3. Dental Materials
4. Pre Clinical Conservative - Only Practical and Viva Voce
5. Pre Clinical Prosthodontics - Only Practical and Viva Voce

#### III B.D.S. Examination:

A candidate who has successfully completed the 2<sup>nd</sup> B.D.S. examination can appear in the 2<sup>nd</sup> B.D.S. Examination.

1. General Medicine
2. General Surgery
3. Oral Pathology and Oral Microbiology

#### IV B.D.S. Examination:

1. Oral Medicine and radiology
2. Paediatric & Preventive Dentistry
3. Orthodontics & dentofacial orthopaedics

Prof. Dr. S. SENTHILNATHAN, MDS.  
PRINCIPAL  
Sri Venkateshwaraa Dental College,  
Ariyur, Puducherry - 605 102.



## 4. Periodontology

**V BDS Examination:**

1. Prosthodontics and Crown & Bridge
2. Conservative Dentistry and Endodontics
3. Oral and Maxillofacial Surgery
4. Public Health Dentistry

**WRITTEN EXAMINATION:**

1. The written examination in each subject shall consist of one paper of three hours duration and shall have maximum of 70 marks.
2. In the subjects of Physiology & Biochemistry and Pathology & Microbiology each paper will be divided into two parts, A and B of equal marks.
3. The question paper should contain different types of questions such as essays, short answer and objective type / M.C.Q's.
4. The nature of questions set, should be aimed to evaluate students of different standards, ranging from average to excellent.
5. The questions should cover as broad an area of the content of the course. The essay questions should be properly structured and the marks specifically allotted.
6. The University may set up a question bank


**PRACTICAL AND CLINICAL EXAMINATION:**

1. **Objective Structured Clinical Evaluation:** The present system of conducting practical and clinical examination at several universities provide chance for unrealistic proportions of luck. Only a particular clinical procedure or experiment is usually given, for the examination. The clinical and practical examination should provide a number of chances for the candidate to express one's skills. A number of examination stations with specific instructions should be provided. This can include clinical procedures, laboratory experiments, spotters etc. Evaluation must be made objective and structured. The method of objective structured clinical examinations should be followed. This will avoid examiner bias because both the examiner and the examinee are given specific instructions on what is to be observed at each station.
2. **Records/ Log Books:** The candidate should be given credit for his records based on the scores obtained in the record. The marks obtained for the record in the first appearance can be carried over to the subsequent appearances if necessary.
3. **Scheme of clinical and practical examinations:** The specific scheme of clinical and practical examinations, the type of clinical procedures/ experiments to be performed and marks allotted for each are to be discussed and finalised by the Chairman and other examiners and it is to be published prior to the conduct of the examinations along with the publication of the time table for the practical examinations. This scheme should be brought to the notice of the external examiner as and when the examiner reports. The practical and clinical examinations should be evaluated by two examiners of which one shall be an external examiner appointed from other universities preferably outside the State. Each candidate should be evaluated by each examiner independently and marks computed at the end of the examination.
4. **Viva Voce:** Viva voce is an excellent mode of assessment because it permits a fairly broad coverage and it can assess the problem solving capacity of the student. An assessment related to the affective domain is also possible through viva voce. It is desirable to conduct the viva voce independently by each examiner. In order to avoid vagueness and to maintain uniformity of standard and coverage, questions can be pre-formulated before administering them to each student. Twenty marks are exclusively allotted for viva voce and that can be divided equally amongst the examiners, i.e., 10 marks per examiner.

**MARKS DISTRIBUTION IN EACH SUBJECT :**

Each subject shall have a maximum of 200 marks.

Theory	100
Practical/ Clinical	100

  
 Prof. Dr. S. SENTHILNATHAN, MDS.,  
 PRINCIPAL  
 Sri Venkateshwaraa Dental College,  
 Ariyur, Puducherry - 605 102.



Theory - 100		Practicals/ clinicals - 100	
University written exam	70	University Exam	90
Viva Voce	20		
Internal assessment (Written)	10	Internal assessment (Written)	10
	-----		-----
Total	100		100
	-----		-----

Practical and Viva Voce Only in University Examination

Pre-clinical Prosthodontics	
Pre-clinical Conservative Dentistry.....	
Internal Assessment	20
Practical	60
Viva Voce	20
	-----
	100
	-----

Criteria for a pass:

Fifty percent of the total marks in any subject computed as aggregate for theory, i.e., written, viva voce and internal assessment and practicals including internal assessment, separately is essential for a pass in all years of study.

For declaration of pass in a subject, a candidate shall secure 50% marks in the University examination both in Theory and Practical/ Clinical examinations separately, as stipulated below:

- > A candidate shall secure 50% marks in aggregate in University theory including Viva Voce and Internal assessment obtained in University written examination combined together.
- > In the University Practical/ clinical examination, a candidate shall secure 50% of University practical marks and Internal Assessment combined together.
- > In case of pre clinical Prosthetic Dentistry and Pre clinical conservative dentistry in II BDS, where there is no written examination, minimum for pass is 50% of marks in Practical and Viva voce combined together in University examination including Internal Assessment i.e. 50/100 marks.
- > Successful candidates who obtain 65% of the total marks or more shall be declared to have passed the examination in First Class. Other successful candidates will be placed in Second Class. A candidate who obtains 75% and above is eligible for Distinction. Only those candidates who pass the whole examination in the first attempt will be eligible for distinction or class.
- > First Class and Distinction etc. to be awarded by the University as per their respective rules.

Grace Marks: Grace marks upto a maximum of 5 marks may be awarded to students who have failed only in one subject but passed in all other subjects.

Double Valuation:

The answer script will be evaluated by two examiners both internal and external separately and the average of the two marks will be taken for final marks. Any paper having differences of 15% of maximum theory marks shall be taken for third valuation and the final marks will be arrived taking the average of third valuation and the nearest marks. There will be no revaluation and only re-totalling.



Prof. Dr. S. SENTHILNATHAN, MDS  
PRINCIPAL  
Sri Venkateshwaraa Dental College,  
Ariyur, Puducherry - 605 102.




# Sri Venkateshwaraa Dental College

(Recognized by Dental Council of India ; Affiliated to Pondicherry University)

(A Unit of Ramachandra Educational Trust)

Ariyur, Puducherry - 605 102



## BDS –EVALUATION (Regulation 2018-2019)

Continuous evaluation of a student's performance is done based on guidelines given by the Pondicherry University. Written tests, practical and clinical examinations, and viva are conducted periodically. Three internal assessments are held in a year and 10% of the marks secured in the internal examinations are included in the final assessment.

Four university examinations are held, one each for I, II, III and IV BDS students at the end of the academic year, which includes theory and practical examinations. The following subjects are included:

### I BDS

1. General anatomy including embryology and histology
2. General human physiology
3. Biochemistry
4. Dental Anatomy, Embryology and Oral Histology

### II BDS

1. General pathology
2. Microbiology
3. General and dental pharmacology and therapeutics
4. Dental Materials
5. Pre-Clinical Conservative – Only Practical and Viva Voce
6. Pre-Clinical Prosthodontics – Only Practical and Viva Voce

### III BDS

1. General Medicine
2. General Surgery
3. Oral Pathology and Oral Microbiology

PRINCIPAL  
SRI VENKATESHWARAA DENTAL COLLEGE  
ARIYUR, PUDUCHERRY - 605 102

PRINCIPAL





# Sri Venkateshwaraa Dental College

(Recognized by Dental Council of India ; Affiliated to Pondicherry University)

(A Unit of Ramachandra Educational Trust)

Ariyur, Puducherry - 605 102



## IV BDS

1. Public Health Dentistry
2. Periodontology
3. Orthodontics and Dentofacial Orthopaedics
4. Oral Medicine and Radiology
5. Oral & Maxillofacial Surgery
6. Conservative and Endodontics
7. Prosthodontics and Crown & Bridge
8. Paediatric and Preventive Dentistry

## Internal Assessment

A portion of syllabus is assessed in each internal examination which includes evaluation of theoretical and practical knowledge.

## University Examination

The theory examination consists of one paper with 3 hours duration, which includes MCQs, essays and short answers. Practical examination includes preclinical exercises, clinical and lab procedures (depending on the subject). Viva voce is conducted at the end. Records and log books are also taken into account.

**PRINCIPAL**  
**SRI VENKATESHWARAA DENTAL COLLEGE**  
**ARIYUR, PUDUCHERRY - 605 102**  
**PRINCIPAL**




# Sri Venkateshwaraa Dental College

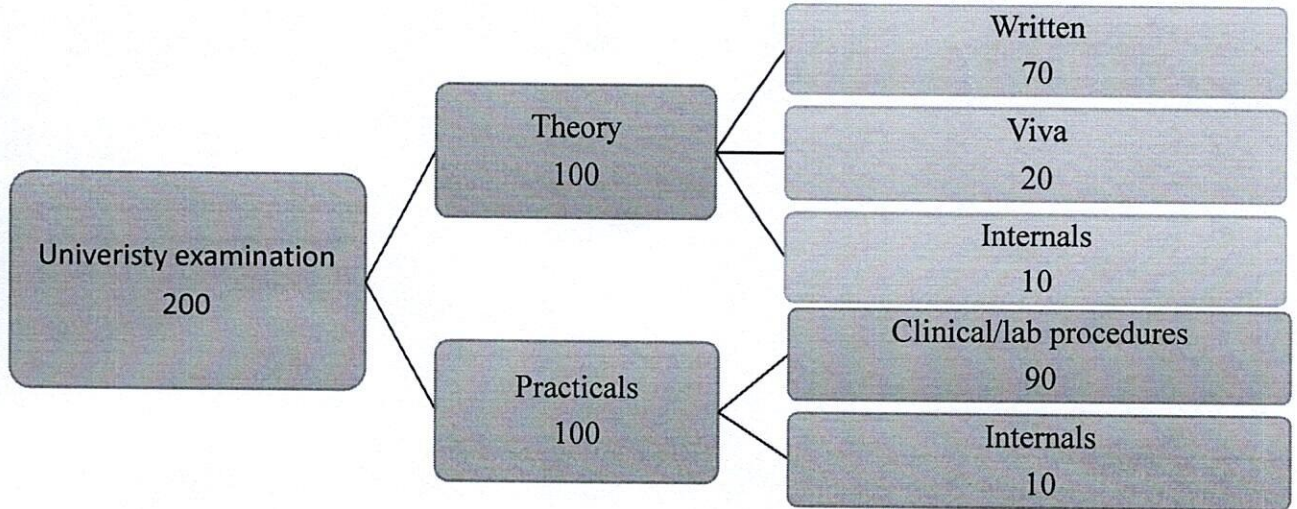
(Recognized by Dental Council of India ; Affiliated to Pondicherry University)

(A Unit of Ramachandra Educational Trust)

Ariyur, Puducherry - 605 102



## Mark Split-up




A minimum of 50% marks in both practical's and theory is essential for declaration of pass in a subject for internal assessments and University examinations.

Any candidate who fails in one subject in an Examination is permitted to go to the next higher class and appears for the said failed subject and complete it successfully before he is permitted to appear for the next higher examination. A candidate who fails in more than one subject is detained in the same class and is permitted to the next class after he/she clears the university examination held in the next session.

PRINCIPAL  
PRINCIPAL

**SRI VENKATESHWARAA DENTAL COLLEGE**  
ARIYUR, PUDUCHERRY - 605 102



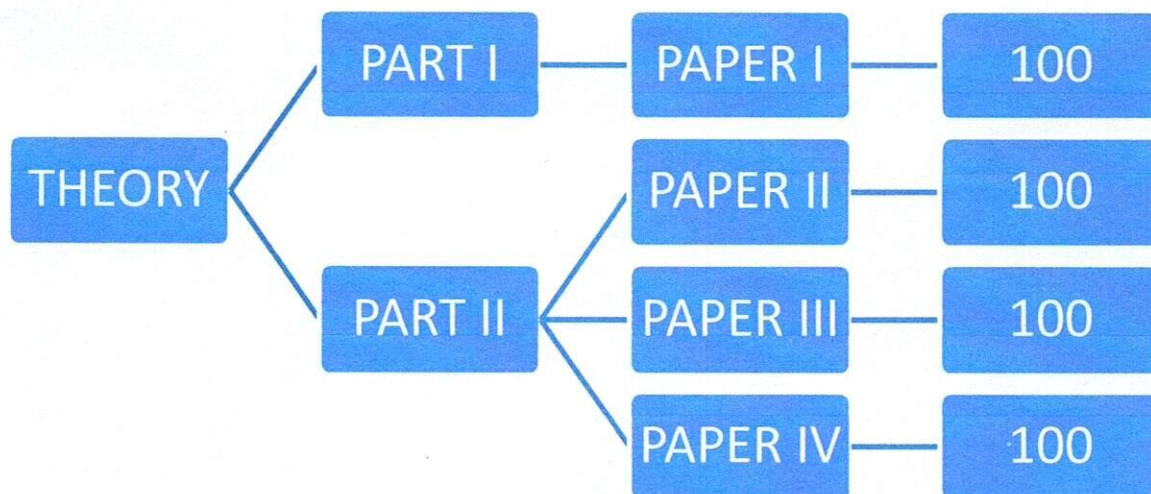


## MDS – EVALUATION (Regulation 2018-2019)

Candidates who have completed their quota of seminars, journal club presentations, conference and case presentations, clinical work and lectures, with a minimum of 80% attendance, and have submitted their dissertation at least 6 months prior (for part II exams) are permitted to appear for University examinations.

University examinations are held in I and III year. They include theory, clinical and practical examinations, viva and pedagogy. Part I has one paper and part II has three. All 4 papers will be for 3 hours and 100 marks, each.

Part I exam is held at the end of I year which has one paper that tests the candidate's knowledge of basic sciences. The candidate who has secured at minimum of 50% in part I exam at least 6 months prior to final exams is permitted to sit for part II exams. Paper 2 and 3 will include two questions for 25 marks each, and 5 questions for 10 marks each. Paper 4 consists of two essays for 50 marks each.



  
PRINCIPAL






Practical examinations will be for a total of 300 marks.



A candidate will be declared pass when he/she secures a minimum of 50% in both part I (50 marks) and part II (150 marks in theory and 150 marks in practicals) examinations independently.

  
PRINCIPAL  
SRI VENKATESHWARAA DENTAL COLLEGE  
ARIYUR, PUDUCHERRY - 605 102

	dental degree or Govt. Universities <b>awarding</b> dental degree (2) Original Research/Study approved by I.C.M.R/Similar Govt. Bodies (3) Author of Text / Reference Book concerned to respective specialty (4) PhD. or any other similar additional qualification after MDS							
	<b>Category III:</b> (1) Journals published by Deemed Universities / Dental Institutions / Indian Dental Association (2) Contribution of Chapters in the Text Book	5						
<p><b>Note:-</b></p> <ol style="list-style-type: none"> <li>For any publication, except original research, first author (principal author) shall be given 100% points and remaining authors (co-authors) shall be given 50% points and upto a maximum of 5 co-authors will be considered.</li> <li>For original research, all authors shall be given equal points and upto a maximum of 6 authors shall be considered.</li> <li>Maximum of 3 publications shall be considered for allotting points in Category III.</li> <li>Publication in tabloids / souvenirs / dental news magazines / abstracts of conference proceedings / letter of acceptance shall not be considered for allotment of points.</li> </ol> <p><b>Total Score Required:</b></p> <table> <tr> <td>For Head of Department:</td> <td>40 marks</td> </tr> <tr> <td>Professor:</td> <td>30 marks</td> </tr> <tr> <td>Reader/Associate Professor:</td> <td>20 marks</td> </tr> </table> <p><b>IMPORTANT:</b></p> <ol style="list-style-type: none"> <li>A post-graduate teacher would be re-evaluated every three years and shall have at least an additional 15 points in their score.</li> <li>A <b>Journal Review Expert Committee</b> may be formed which shall enlist all the available international and Indian dental journals in various categories. The list would be displayed on the Council's website. The Committee shall also be responsible for making annual review of the list of journals and shall continuously monitor the standard of publications in various journals and the categories of publications may be upgraded / downgraded, if the standard is not maintained by the journal. In case of any dispute, the recommendation of the Expert Committee shall be reviewed by the Executive Committee and decision of the Executive Committee would be final.</li> </ol>			For Head of Department:	40 marks	Professor:	30 marks	Reader/Associate Professor:	20 marks
For Head of Department:	40 marks							
Professor:	30 marks							
Reader/Associate Professor:	20 marks							

**PART - V  
EXAMINATIONS**

**18. EXAMINATIONS.\_**

**(a) ELIGIBILITY:**

The following requirements shall be fulfilled by the candidate to become eligible for the final examination.

- Attendance: Every candidate shall secure (80% attendance during each academic year).
- Progress and conduct: Every candidate shall participate in seminars, journal review meetings, symposia, conferences, case presentations, clinics and didactic lectures during each year organised by the concerned department.
- Work diary and log book: Every candidate shall maintain a work diary and log book as per Annexure-I appended to these regulations for recording his or her participation in the training programmes conducted by the department. The work diary and log book shall be verified and certified by the Head of the Department of the institution. The certification of satisfactory progress is based on the work diary and log book.

**(b) UNIVERSITY EXAMINATION.\_**

Prof. Dr. S. SENTHILNATHAN, MDS.  
PRINCIPAL  
Sri Venkateshwara Dental College  
Ariyur, Puducherry - 605 102



The university examination shall consist of theory, practical and clinical examination and viva-voce and Pedagogy

**(i) Theory:**

**Part-I:** Shall consist of one paper

There shall be a theory examination in the Basic Sciences at the end of 1<sup>st</sup> year of course. The question papers shall be set and evaluated by the concerned Department/Specialty. The candidates shall have to secure a minimum of 50% in the Basic Sciences and shall have to pass the **Part-I** examination at least six months prior to the final (Part-II) examination.

**Part-II:** Shall consist of three papers, namely:—

- (ii) Practical and Clinical Examination;
- (iii) Viva-voce; and
- (iv) Pedagogy.

A candidate who wishes to study in a second speciality, shall have to undergo the full course of three years duration in that speciality.

**(c) DISSERTATION:**

Every candidate appearing for the post-graduate degree examination shall at least six months prior to the examinations, submit with his form for examination, four typewritten copies of the dissertation undertaken by the candidate, prepared under the direction and guidance of his/her guide. The dissertation so submitted shall be referred to the examiners for their examination and acceptance of it shall be a condition precedent to allow the candidate to appear for the written part of the examination:

Provided that a candidate whose dissertation has been accepted by the examiner, but declared failed at the examination, shall be permitted to re-appear at the subsequent examination without a new dissertation:

Provided further that if the dissertation is rejected by the examiner, the examiner shall assign reasons therefor with suggestions for its improvement to the candidate and such candidate shall re-submit his/ her dissertation to the examiner who shall accept it before appearing in the examination.

**(d) CLINICAL/PRACTICAL EXAMINATION:**

Clinical/practical examination is designed to test the clinical skill, performance and competence of the candidate in skills such as communication, clinical examination, medical/dental procedures or prescription, exercise prescription, latest techniques, evaluation and interpretation of results so as to undertake independent work as a specialist. The affiliating university shall ensure that the candidate has been given ample opportunity to perform various clinical procedures.

The practical/clinical examination in all the specialities shall be conducted for six candidates in two days:

Provided that practical/clinical examination may be extended for one day, if it is not complete in two days.

**(e) VIVA-VOCE EXAMINATION:**

Viva voce examination aims at assessing the depth of knowledge, logical reasoning, confidence and communication skill of the students.

**(f) SCHEME OF EXAMINATION:**

**Theory: Part-I: Basic Sciences Paper - 100 Marks**

**Part-II: Paper-I, Paper-II & Paper-III - 300 Marks (100 Marks for each Paper)**

Written examination shall consist of Basic Sciences (Part-I) of three hours duration shall be conducted at the end of First year of MDS course. Part-II Examination shall be conducted at the end of Third year of MDS course. Part-II

Prof. Dr. S. SENTHILNATHAN, MDS,  
PRINCIPAL

Sri Venkateshwarara Dental College,  
Ariyur, Puducherry - 605 102.

Examination shall consist of Paper-I, Paper-II and Paper-III, each of three hours duration. Paper-I & Paper-II shall consist of two long answer questions carrying 25 marks each and five questions carrying 10 marks each. Paper-III will be on Essays. In Paper-III three Questions will be given and student has to answer any two questions. Each question carries 50 marks. Questions on recent advances may be asked in any or all the papers. Distribution of topics for each paper will be as follows:

**Part-I** : Applied Basic Sciences: Applied Anatomy, embryology, growth and development Genetics, Immunology, anthropology, Physiology, nutrition & Biochemistry, Pathology & Microbiology, virology, Applied pharmacology, Research Methodology and bio statistics., Applied Dental anatomy & histology, Oral pathology & oral Microbiology, Adult and geriatric psychology. Applied dental materials.

**Part-II**

Paper-I : Removable Prosthodontics and Implant supported prosthesis (Implantology), Geriatric dentistry and Cranio facial Prosthodontics

Paper-II : Fixed Prosthodontics, occlusion, TMJ and esthetics.

Paper-III : Essays

*\*The topics assigned to the different papers are generally evaluated under those sections. However a strict division of the subject may not be possible and some overlapping of topics is inevitable. Students should be prepared to answer overlapping topics.*

(g) **DISTRIBUTION OF MARKS:**

**Theory** : (Total 400 Marks)

(1) **Part I University Examination (100 Marks):-**

Only one theory paper with the pattern of Multiple Choice Questions covering all the subjects mentioned for different specialties for 100 Marks for 100 questions. There will not be any Practical Examinations.

(2) **Part II (3 papers of 100 Marks):-**

(i) Paper-I: 2 long essay questions of 25 marks each and 5 short essays of 10 marks each. (Total of 100 Marks)

(ii) Paper-II: 2 long essay questions of 25 marks each and 5 short essays of 10 marks each. (Total of 100 Marks)

(iii) Paper III: 2 out of 3 essay questions (50 x 2 = 100 Marks)

**Practical and Clinical Examination** : 200 Marks

**Viva-voce and Pedagogy** : 100 Marks

19. **EXAMINERS:**

**Part I:** There shall be one internal and one external examiner for three students appointed by the affiliating university for evaluating the answer scripts of the same speciality. However, the number of examiner/s may be increased with the corresponding increase in number of students.

**Part II:** There shall be four examiners in each subject. Out of them, two (50%) shall be external examiners and two (50%) shall be internal examiners. Both external examiners shall be from a university other than the affiliating university and one examiner shall be from a university of different State.

20. **QUALIFICATION AND EXPERIENCE FOR EXAMINERS:**

The qualification and experience for appointment of an examiner shall be as under:-

- shall possess qualification and experience of a Professor in a post-graduate degree programme;
- a person who is not a regular post-graduate teacher in the subject shall not be appointed as an examiner;
- the internal examiner in a subject shall not accept external examinership in a college for the same academic year;
- no person shall be appointed as an external examiner for the same institution for more than two consecutive years. However, if there is a break of one year, the person can be re-appointed.

Prof. Dr. S. SENTHILNATHAN, MDS.  
PRINCIPAL  
Sri Venkateshwaraa Dental College,  
Ariyur, Puducherry - 605 102.



**21. EXAMINATION CENTRE:**

- (1) In the event of university exam being conducted in the same city or town having more than one post-graduate institution under the same university, one central examination centre shall be fixed by the university and the students from all the institutions of the city shall take the examination in that center: Provided that the clinical and viva-voce shall be conducted at their institute.
- (2) Rotation of the institutions as center of examination shall be as per direction of the university.

**22. VALUATION OF ANSWER BOOKS:**

Part-I : Answer book/s shall be evaluated by the internal and external examiner/s

Part-II : Answer books shall be evaluated by four examiners, two internal and two external and the average marks shall be computed.

**23. CRITERIA FOR PASS CERTIFICATE:**

To pass the university examination, a candidate shall secure in both theory examination and in practical/clinical including viva voce independently with an aggregate of 50% of total marks allotted (50 out of 100 marks in Part I examination and 150 marks out of 300 in Part II examination in theory and 150 out of 300, clinical plus viva voce together). A candidate securing marks below 50% as mentioned above shall be declared to have failed in the examination.

A candidate who is declared successful in the examination shall be granted a Degree of Master of Dental Surgery in the respective speciality.

**PART - VI****SYLLABUS**

The syllabus for post-graduate course includes both Applied Basic Sciences and subjects of concerned specialty. The syllabus in Applied Basic Sciences shall vary according to the particular speciality, similarly the candidates shall also acquire adequate knowledge in other subjects related to their respective speciality.

**24. SYLLABUS DISTRIBUTION IN VARIOUS SPECIALITIES:****(i) PROSTHODONTICS AND CROWN & BRIDGE****Part-I**

**Paper-I :** **Applied Basic Sciences:** Applied anatomy, embryology, growth and development Genetics, Immunology, anthropology, Physiology, nutrition and Biochemistry, Pathology and Microbiology, virology, Applied pharmacology, Research Methodology and bio statistics., Applied Dental anatomy and histology, Oral pathology & oral Microbiology, Adult and geriatric psychology. Applied dental materials.

**Part-II**

**Paper-I :** Removable Prosthodontics and Implant supported prosthesis(Implantology), Geriatric dentistry and Cranio facial Prosthodontics

**Paper-II :** Fixed Prosthodontics, occlusion, TMJ and esthetics.

**Paper-III :** Descriptive and analysing type question

**(ii) PERIODONTOLOGY****Part-I**

**Paper-I :** **Applied Basic Sciences:** Applied Anatomy, Physiology, and Biochemistry, Pathology, Microbiology, Pharmacology, Research Methodology and Biostatistics.

**Part-II**

**Paper I :** Normal Periodontal structure, Etiology and Pathogenesis of Periodontal diseases.

Prof. Dr. S. SENTHILNATHAN, MDS.,  
PRINCIPAL

Sri Venkateswara Dental College,  
Ariyur, Puducherry - 605 102