

# **DIVISIONS OF TEETH INTO THIRDS, LINE ANGLES AND POINT ANGLES**

**Dr. R. SUDHAKAR.**

**DEPT. OF ORAL AND MAXILLOFACIAL PATHOLOGY**

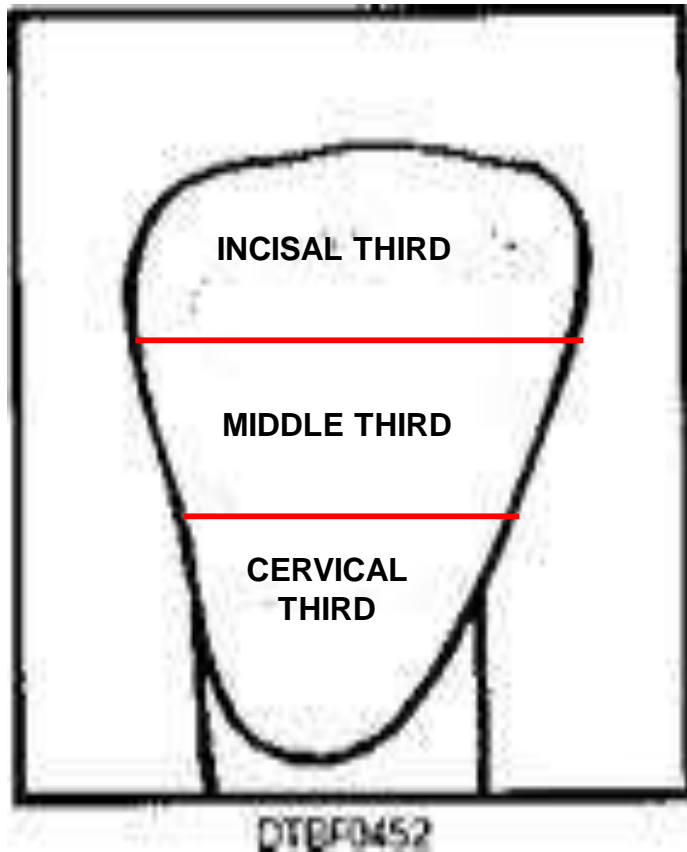
# **DIVISION INTO THIRDS**

**❖ DIVISION OF CROWN**

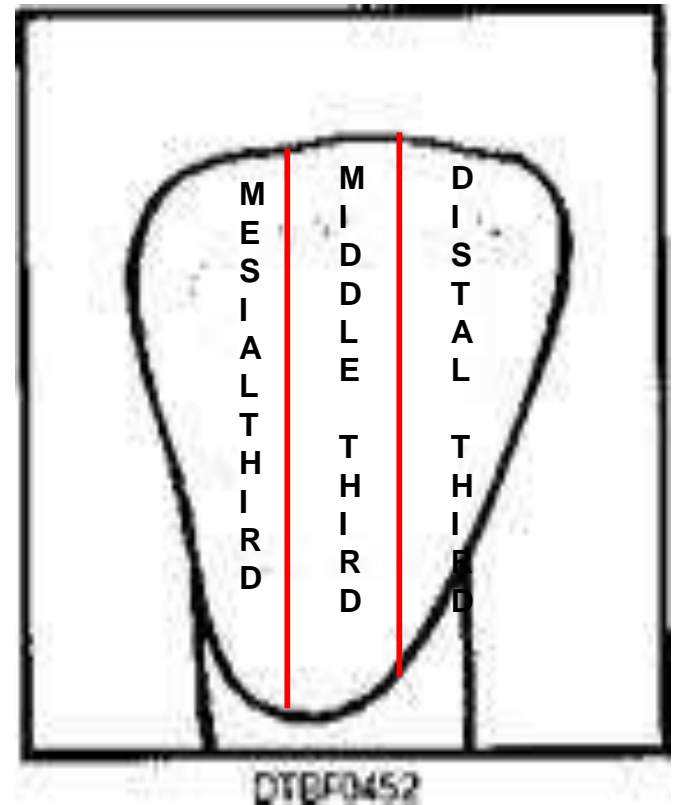
**❖ DIVISION OF ROOT**

# DIVISION OF CROWN

## HORIZONTAL

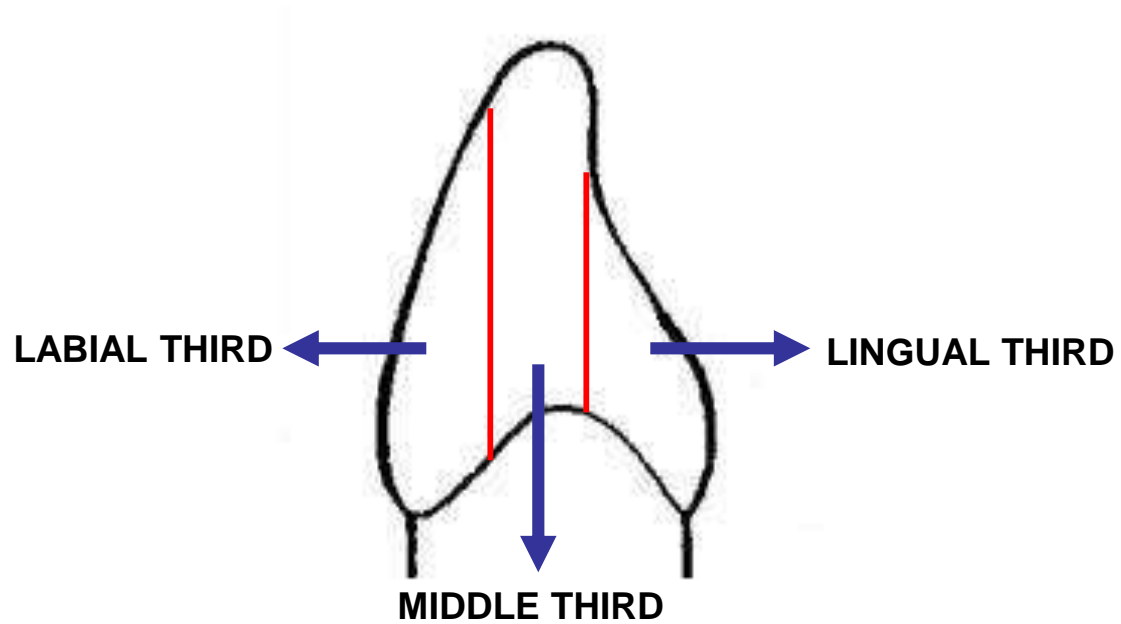


## VERTICAL

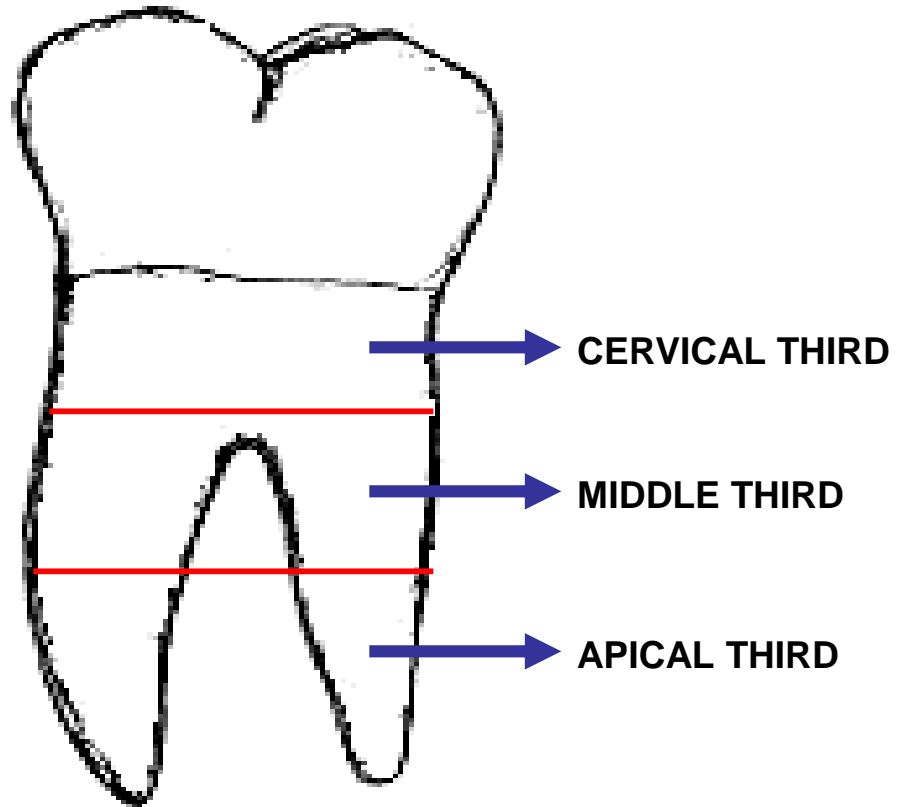


# DIVISION OF CROWN

## SAGGITAL



# DIVISION OF ROOT



# **LINE ANGLES AND POINT ANGLES**

**LINE ANGLE – JUNCTION BETWEEN TWO SURFACES**

**POINT ANGLE – POINT WHERE THREE SURFACES MEET**

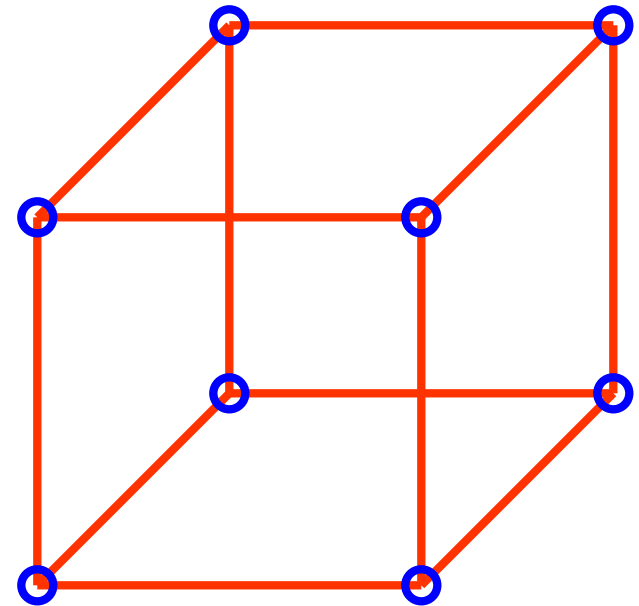
# LINE ANGLES AND POINT ANGLES



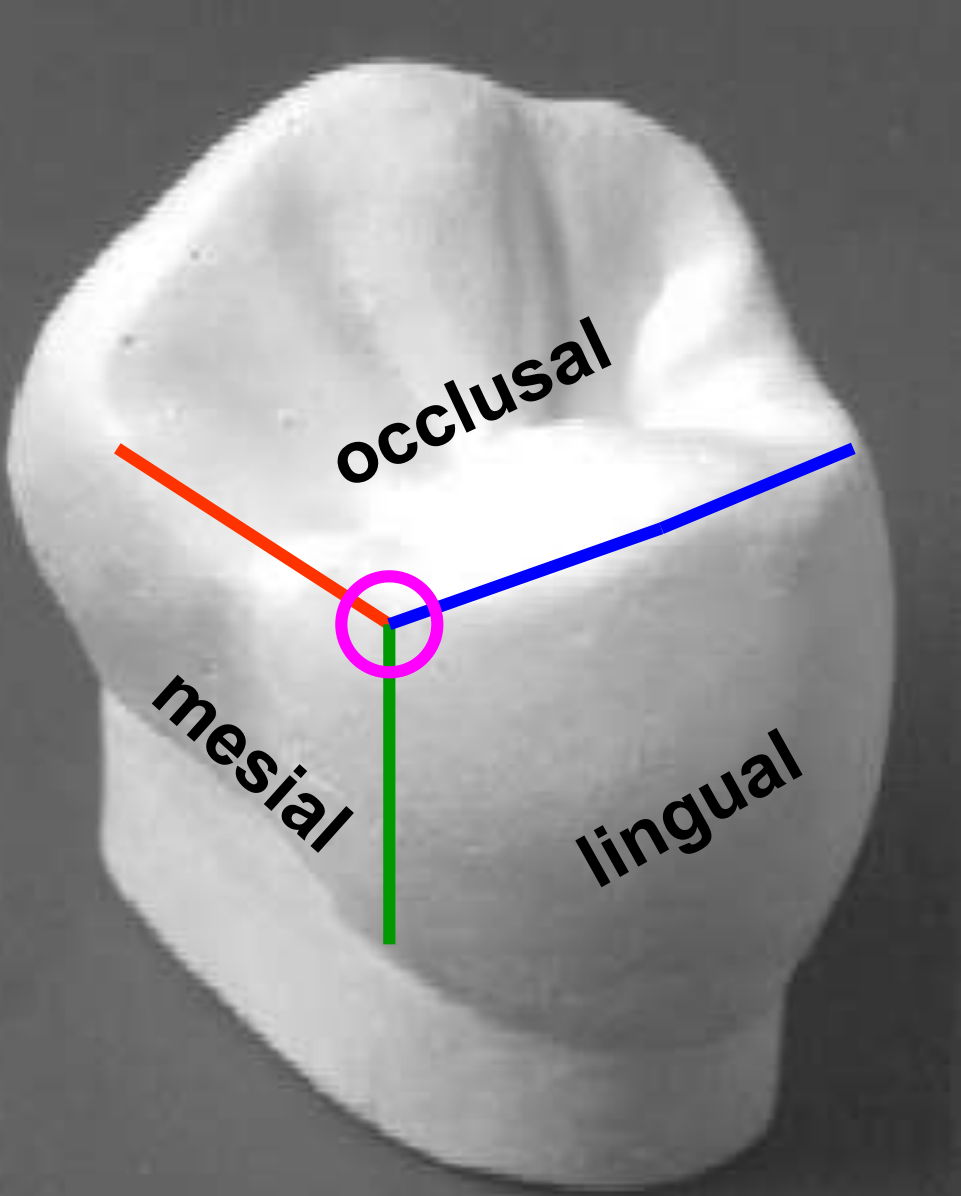
LINE ANGLES



POINT ANGLES



# LINE ANGLES AND POINT ANGLES



 MESIO OCCLUSAL LINE ANGLE

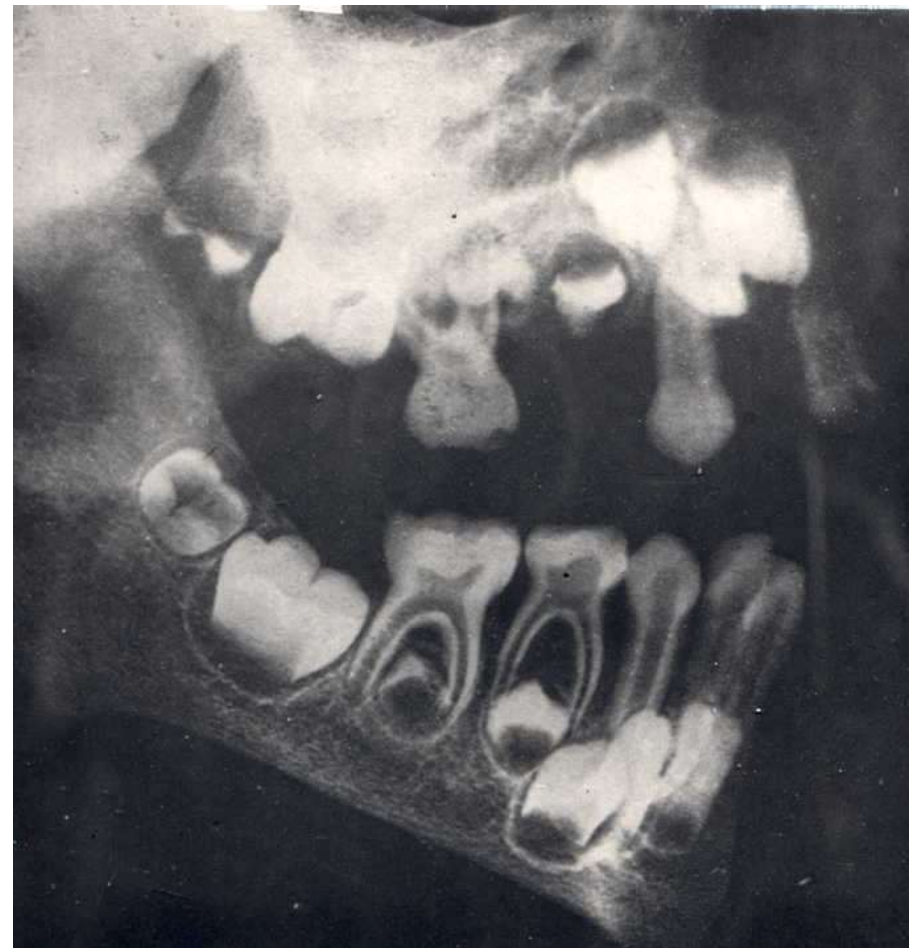
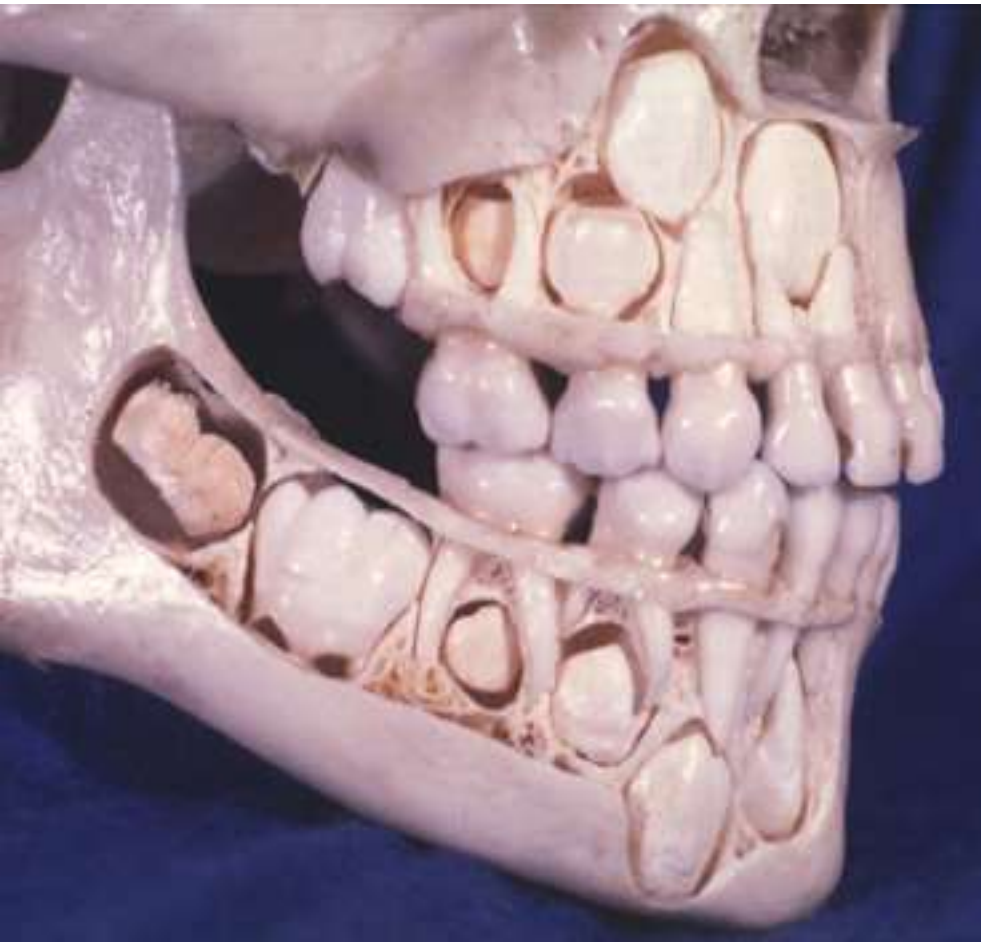
 LINGUO OCCLUSAL LINE ANGLE

 MESIO LINGUAL LINE ANGLE

 MESIO OCCLUSO LINGUAL POINT ANGLE

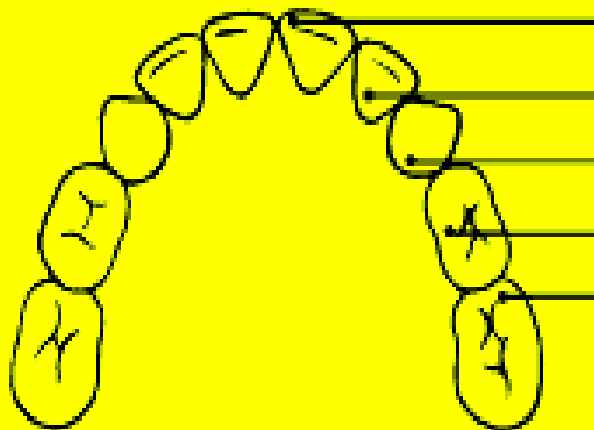


# CHRONOLOGY OF TOOTH ERUPTION



# DECIDUOUS DENTITION

## Primary Teeth



### Upper Teeth

Central incisor

Lateral incisor

Canine (cuspid)

First molar

Second molar

### Erupt

8-12 mos.

9-13 mos.

16-22 mos.

13-19 mos.

25-33 mos.

### Shed


6-7 yrs.

7-8 yrs.

10-12 yrs.

9-11 yrs.

10-12 yrs.



### Lower Teeth

Second molar

First molar

Canine (cuspid)

Lateral incisor

Central incisor

### Erupt

23-31 mos.

14-18 mos.

17-23 mos.

10-16 mos.

6-10 mos.

### Shed

10-12 yrs.

9-11 yrs.

9-12 yrs.

7-8 yrs.

6-7 yrs.

**SEQUENCE OF ERUPTION IN MAXILLARY ARCH**

**A B D C E**

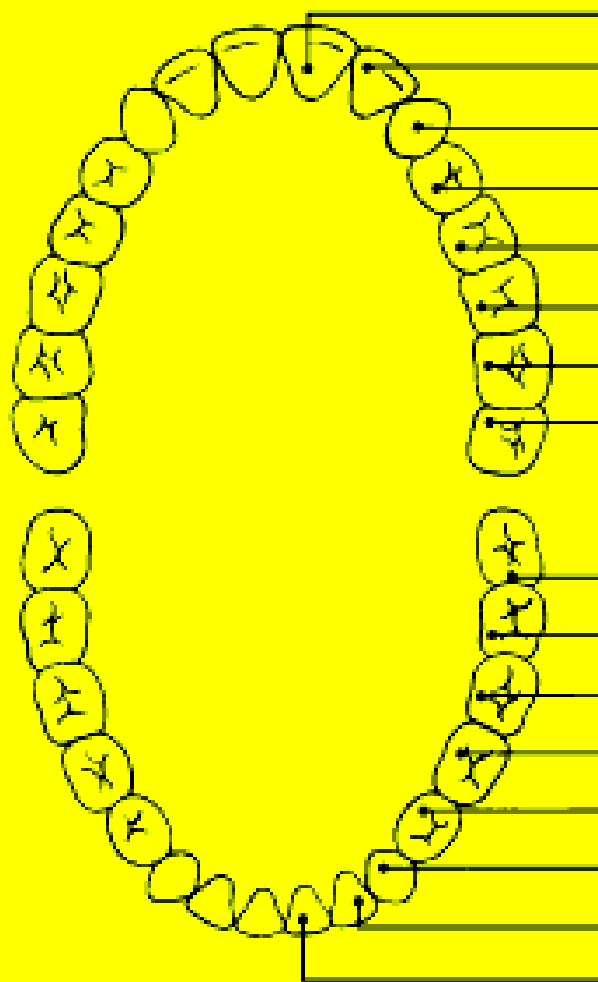
---

**SEQUENCE OF ERUPTION IN MANDIBULAR ARCH**

**A B D C E**

# PERMANENT DENTITION

## Permanent Teeth



### Upper Teeth

- Central incisor
- Lateral incisor
- Canine (cuspid)
- First premolar (first bicuspid)
- Second premolar (second bicuspid)
- First molar
- Second molar
- Third molar (wisdom tooth)

### Erupt

- 7-8 yrs.
- 8-9 yrs.
- 11-12 yrs.
- 10-11 yrs.
- 10-12 yrs.
- 6-7 yrs.
- 12-13 yrs.
- 17-21 yrs.

### Lower Teeth

- Third molar (wisdom tooth)
- Second molar
- First molar
- Second premolar (second bicuspid)
- First premolar (first bicuspid)
- Canine (cuspid)
- Lateral incisor
- Central incisor

### Erupt

- 17-21 yrs.
- 11-13 yrs.
- 6-7 yrs.
- 11-12 yrs.
- 10-12 yrs.
- 9-10 yrs.
- 7-8 yrs.
- 6-7 yrs.

# ROOT COMPLETION

FOR **DECIDUOUS** TEETH - **1 – 1.5** YEARS AFTER ERUPTION

FOR **PERMANENT** TEETH - **3** YEARS AFTER ERUPTION

# GENERAL CHARACTERISTICS

- ❖ MANDIBULAR TEETH **PRECEDE** MAXILLARY TEETH
- ❖ FIRST DECIDUOUS TOOTH – **MANDIBULAR CENTRAL INCISORS**
- ❖ LAST DECIDUOUS TO EXFOLIATE – **MAXILLARY CANINES**
- ❖ FIRST PERMANENT TOOTH – **MANDIBULAR I MOLAR ( 6 YEAR MOLAR)**

# ESTIMATE THE AGE

17	16	15	14	13	12	11		21	22	23	24	25	26	27	
47	46	45	44	43	42	41		31	32	33	34	35	36	37	38

> 18 YEARS

16	55	54	53	12	11	21	22	63	24	65	26
46	85	44	83	42	41	31	32	73	74	75	36

**10 – 12 YEARS**



55	54	53	52	51		61	62	63	64	65	
85	84	83	82	81		31	72	73	74	75	36

**6 – 7 YEARS**

16 15 14 13 12 11

21 22 63 24 25 26 27

17 47 46 45 44 43 42 41

31 32 33 34 35 36 37

**12 – 13 YEARS**